

# PRICE LIST

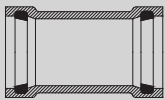
## HARCO PVC GASKETED FITTINGS

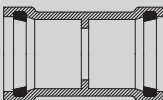
### For PVC PRESSURE PIPE (Iron Pipe Size, IPS)

FREIGHT — F.O.B. Lynchburg, Virginia

*ALL FITTINGS MEET OR EXCEED:*

MATERIALS	ASTM D-1784, NSF APPROVED FOR POTABLE WATER, NSF 61
JOINTS	ASTM D-3139
GASKETS	ASTM F-477
WALL THICKNESS	SDR-21
PRESSURE RATING	200 PSI <i>(except where noted otherwise)</i>

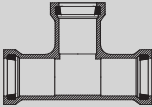
 <b>REPAIR COUPLING</b> No Stop (GxG) <b>KNOCK-ON STYLE</b>					
SIZE	PART NUMBER	LIST PRICE	CTN. QTY.	CTN. WT.	STYLE
1½	109-015	11.23	24	12	M
2	109-020	12.32	24	19	M
2½	109-025	13.55	24	26	M
3	109-030	16.95	24	38	M
4	109-040	30.50	12	40	M
5	109-050	49.80	6	26	M
6	109-060	53.60	6	41	M
8	109-080	110.41	4	39	M
10	109-100	204.47	1	14	C
12	109-120	301.94	1	22	C

 <b>LINE COUPLING</b> With Stop (GxG)					
SIZE	PART NUMBER	LIST PRICE	CTN. QTY.	CTN. WT.	STYLE
1½	108-015	10.18	24	12	M
2	108-020	10.38	24	17	M
2½	108-025	11.23	24	22	M
3	108-030	14.19	24	38	M
4	108-040	25.84	12	39	M
6	108-060	39.40	6	42	M
8	108-080	85.80	6	62	M
10	108-100	113.62	1	11	C
12	108-120	148.35	1	17	C

**STYLE LEGEND:**

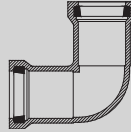
M = One piece molded  
 C = Machined from extruded stock as manufactured by  
 Certain-Teed Corporation

# HARCO PVC PRESSURE FITTINGS PRICE LIST



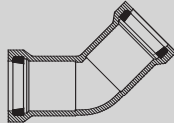
**TEE  
(GxGxG)**

SIZE	PART NUMBER	LIST PRICE	CTN. QTY.	CTN. WT.	STYLE
1½ x 1½	112-150	25.65	12	12	M
2 x 1½	112-215	30.31	12	15	M
2 x 2	112-220	30.31	12	18	M
2½ x 1½	112-251	33.69	1	3	A
2½ x 2	112-252	33.69	12	21	M
2½ x 2½	112-255	33.69	12	22	M
3 x 1½	112-315	35.60	1	3	A
3 x 2	112-320	35.60	12	32	M
3 x 2½	112-325	35.60	12	38	M
3 x 3	112-330	35.60	12	34	M
4 x 2	112-420	54.88	12	56	M
4 x 2½	112-425	54.88	12	57	M
4 x 3	112-430	54.88	12	59	M
4 x 4	112-440	55.88	12	67	M
5 x 5	112-550	122.90	2	22	Fab
6 x 2	112-620	122.90	1	7	A
6 x 3	112-630	122.90	4	33	M
6 x 4	112-640	122.90	4	43	M
6 x 6	112-660	122.90	4	48	M
8 x 4	112-840	207.43	2	37	M
8 x 6	112-860	212.30	2	39	M
8 x 8	112-880	217.17	2	43	M



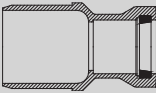
**90° BEND  
(GxG)**

SIZE	PART NUMBER	LIST PRICE	CTN. QTY.	CTN. WT.	STYLE
1½	118-015	22.45	12	7	M
2	118-020	16.12	12	10	M
2½	118-025	18.43	12	15	M
3	118-030	23.31	12	22	M
4	118-040	39.83	12	46	M
5	118-050	73.11	12	46	Fab
6	118-060	73.11	4	36	M
8	118-080	142.59	4	64	M



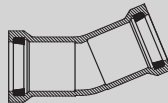
**45° BEND  
(GxG)**

SIZE	PART NUMBER	LIST PRICE	CTN. QTY.	CTN. WT.	STYLE
1½	122-015	22.45	1	0.9	Fab
2	122-020	16.12	12	10	M
2½	122-025	18.43	12	14	M
3	122-030	23.31	12	20	M
4	122-040	39.83	12	41	M
6	122-060	73.11	4	33	M
8	122-080	142.59	4	53	M



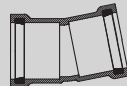
**REDUCER – SEB  
(SxG)**

SIZE	PART NUMBER	LIST PRICE	CTN. QTY.	CTN. WT.	STYLE
2 x 1½	116-215	14.40	12	8	M
2½ x 2	116-252	16.54	12	10	M
3 x 2	116-320	19.72	12	12	M
3 x 2½	116-325	20.77	12	16	M
4 x 2	116-420	22.89	12	18	M
4 x 2½	116-425	23.97	12	22	M
4 x 3	116-430	23.97	12	23	M
5 x 4	116-540	48.72	1	4	Fab
6 x 3	116-630	43.23	4	14	M
6 x 4	116-640	65.91	12	33	M
6 x 5	116-650	79.02	1	4	M
8 x 6	116-860	111.89	4	22	M



**22½° BEND  
(GxG)**

SIZE	PART NUMBER	LIST PRICE	CTN. QTY.	CTN. WT.	STYLE
2	124-020	56.34	1	1	Fab
3	124-030	78.00	1	3	Fab
4	124-040	104.57	1	5	Fab
6	124-060	136.98	1	11	Fab



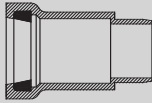
**11¼° BEND  
(GxG)**

SIZE	PART NUMBER	LIST PRICE	CTN. QTY.	CTN. WT.	STYLE
2	126-020	44.24	1	2	Fab
3	126-030	65.25	1	3	Fab
4	126-040	80.16	1	5	Fab
6	126-060	127.57	1	11	Fab

**STYLE LEGEND:**

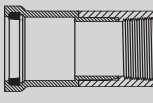
- M = One piece molded
- A = Assembled using one piece molded fitting with MIPT x Gasket Adapter or Spigot Adapter for branch or bell
- Fab = Fabricated using Sch 40 PVC fitting with HARCO Spigot Adapters (or pipe) solvent-welded together  
(See pressure rating warning on Page 3.)

# HARCO PVC PRESSURE FITTINGS PRICE LIST



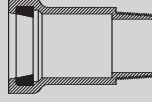
**GASKET x SPIGOT  
ADAPTER  
(GxS)**

SIZE	PART NUMBER	LIST PRICE	CTN. QTY.	CTN. WT.	STYLE
1½	130-015	11.65	12	4	M
2	130-020	11.87	12	6	M
2½	130-025	13.55	12	9	M
3	130-030	16.74	12	13	M
4	130-040	29.90	1	2	M
5	130-050	43.65	1	3	M
6	130-060	43.65	1	4	M



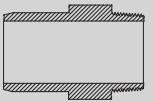
**GASKET x FEMALE  
NPT ADAPTER  
(GxFNPT)**

SIZE	PART NUMBER	LIST PRICE	CTN. QTY.	CTN. WT.	STYLE
1½	132-015	12.32	1	0.5	Fab
2	132-020	13.55	1	0.7	Fab
2½	132-025	17.37	1	1.2	Fab
3	132-030	25.42	1	1.5	Fab
4	132-040	33.48	1	3	Fab
5	132-050	63.57	1	5	Fab
6	132-060	91.95	1	6	Fab



**GASKET x MALE  
NPT ADAPTER  
(GxMNPT)**

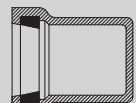
SIZE	PART NUMBER	LIST PRICE	CTN. QTY.	CTN. WT.	STYLE
1½	131-015	14.63	12	6	M
2	131-020	15.91	12	6	M
2½	131-025	18.84	12	14	M
3	131-030	24.37	12	18	M
4	131-040	39.20	6	17	Fab
5	131-050	76.52	6	17	Fab
6	131-060	76.52	6	41	Fab



**PE (Plain End) x MALE  
NPT ADAPTER  
(PExMNPT)**

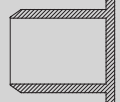
SIZE	PART NUMBER	LIST PRICE	CTN. QTY.	CTN. WT.	STYLE
1½	133-015	8.04	12	3	Fab
2	133-020	10.80	12	3	M
2½	133-025	11.23	12	9	Fab
3	133-030	14.19	12	15	Fab
4	133-040	20.98	6	12	Fab
6	133-060	44.29	4	21	Fab

Size on size and reducing sizes of these adapters are also available in HARCO Ductile Iron.



**CAP  
(Gasket)**

SIZE	PART NUMBER	LIST PRICE	CTN. QTY.	CTN. WT.	STYLE
1½	149-015	11.87	1	0.5	Fab
2	149-020	13.12	12	6	M
2½	149-025	20.36	1	1.0	Fab
3	149-030	21.82	1	1.4	Fab
4	149-040	44.92	1	3	Fab
5	149-050	80.10	1	4	Fab
6	149-060	102.36	1	7	Fab



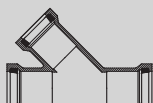
**PLUG  
(Spigot)**

SIZE	PART NUMBER	LIST PRICE	CTN. QTY.	CTN. WT.	STYLE
1½	144-015	9.77	1	0.2	Fab
2	144-020	9.77	12	2	M
2½	144-025	9.96	12	9	M
3	144-030	12.74	12	5	M
4	144-040	27.14	12	10	M
6	144-060	38.56	12	28	M
8	144-080	65.46	4	15	M

**WARNING:** Frequent or severe cyclical pressure surges (WATER HAMMER) can destroy PVC fittings. Where such conditions may exist, HARCO DEEP BELL DUCTILE IRON FITTINGS for IPS size PVC pipe should be considered. HARCO DEEP BELL DUCTILE IRON FITTINGS are available in sizes 1½" through 12".

**Fab Style:** These fittings use Sch 40 PVC fittings. Sch 40 PVC fittings do not have a long term pressure rating. See section 6.3.2 of ASTM D2466. Use of these fittings in pressure systems is at user's risk.

The use of anything but properly designed and installed thrust blocks will reduce the life of plastic fittings. Thrust blocks must be of poured concrete only and sized for the soil conditions. Joint restraint products are available.



**NON-PRESSURE WYE  
(GxGxG)**

SIZE	PART NUMBER	LIST PRICE	CTN. QTY.	CTN. WT.	STYLE
3 x 3	101-0303	47.37	1	5	Fab
4 x 4	101-0404	94.71	1	8	Fab

# HARCO PVC PRESSURE FITTINGS PRICE LIST



## SERVICE TEE (GxGxFemale NPT) Tapered NPT Thread

SIZE	PART NUMBER*	LIST PRICE	CTN. QTY.	CTN. WT.	STYLE
1½ x ¾	151-153	22.73	1	0.9	HB
1½ x 1	151-154	22.73	1	0.9	HB
1½ x 1¼	151-155	22.73	1	0.9	M
2 x ½	151-202	17.72	12	16	HB
2 x ¾	151-203	17.72	12	18	M
2 x 1	151-204	17.72	12	18	M
2 x 1¼	151-205	17.72	12	20	M
2 x 1½	151-206	17.72	12	20	M
2½ x ½	151-252	23.69	12	20	HB
2½ x ¾	151-253	23.69	12	20	HB
2½ x 1	151-254	23.69	12	27	M
2½ x 1¼	151-255	23.69	12	26	M
2½ x 1½	151-256	23.69	12	28	M
2½ x 2	151-258	23.69	12	25	M
3 x ½	151-302	31.79	12	36	HB
3 x ¾	151-303	31.79	12	33	HB
3 x 1	151-304	31.79	12	32	M
3 x 1¼	151-305	31.79	12	31	M
3 x 1½	151-306	31.79	12	31	M
3 x 2	151-308	35.64	12	30	M
4 x ½	151-402	41.22	8	32	HB
4 x ¾	151-403	41.22	8	32	HB
4 x 1	151-404	41.22	8	31	M
4 x 1¼	151-405	41.22	8	31	M
4 x 1½	151-406	41.22	8	31	M
4 x 2	151-408	41.22	8	30	M
6 x ½	151-602	52.98	6	45	HB
6 x ¾	151-603	52.98	6	37	HB
6 x 1	151-604	52.98	6	37	HB
6 x 1¼	151-605	52.98	6	43	M
6 x 1½	151-606	52.98	6	43	M
6 x 2	151-608	52.98	6	42	M

\*Last number denotes tap size in ¼" increments.  
8", 10" and 12" Service Tees available in HARCO Ductile Iron.

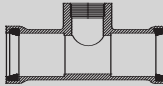


## CROSS (GxGxGxG)

SIZE	PART NUMBER	LIST PRICE	CTN. QTY.	CTN. WT.	STYLE
1½	172-015	45.34	1	1.7	Fab
2	172-020	55.11	1	2.6	Fab
2½	172-025	81.36	1	4.0	Fab
3	172-030	90.06	1	5.3	Fab
4	172-040	203.41	1	7	Fab

**STYLE LEGEND:**


M = One piece molded  
HB = One piece molded, with outlet reduced by use of thread x thread bushing  
Fab = Fabricated using Sch 40 PVC fitting with HARCO Spigot Adapters (or pipe) solvent-welded together (See pressure rating warning on Page 3.)



## ACME SERVICE TEE (GxGxACME) 315 psi Pressure Rated

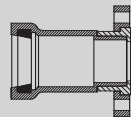
SIZE	PART NUMBER	LIST PRICE	CTN. QTY.	CTN. WT.	STYLE
2 x 1	153-204	17.72	16	17	M
2 x 1¼	153-205	17.72	16	17	M
2 x 1½	153-206	17.72	16	17	M
2½ x 1	153-254	23.69	16	35	M
2½ x 1¼	153-255	23.69	16	29	M
2½ x 1½	153-256	23.69	16	24	M
3 x 1	153-304	31.79	16	44	M
3 x 1¼	153-305	31.79	16	43	M
3 x 1½	153-306	31.79	16	42	M

Outlet fits all brands of single O-Ring ACME inlet swing joints. 2", 2½", 3" and 4" ACME service tees and ACME x NPT adapters are available in HARCO Ductile Iron.



## ACME S/O TAPT CAP (HxACME) 315 psi Pressure Rated

SIZE	PART NUMBER	LIST PRICE	CTN. QTY.	CTN. WT.	STYLE
2 x 1½	147-206	7.30	16	13	M
2½ x 1½	147-256	11.18	16	19	M



## GASKET x FLANGE ADAPTER (GxF)

SIZE	PART NUMBER	LIST PRICE	CTN. QTY.	CTN. WT.	STYLE
1½	154-015	22.25	1	0.8	Fab
2	154-020	21.20	1	1.2	Fab
2½	154-025	44.92	1	1.7	Fab
3	154-030	43.23	1	2.4	Fab
4	154-040	92.59	1	6	Fab
6	154-060	147.06	1	12	Fab
8	154-080	208.09	1	20	Fab



## REPLACEMENT HARCO PRESSURE GASKET

SIZE	PART NUMBER	LIST PRICE	CTN. QTY.	CTN. WT.	STYLE
1½	195-015	2.55	1	0.1	M
2	195-020	2.77	1	0.1	M
2½	195-025	3.61	1	0.1	M
3	195-030	5.07	1	0.1	M
4	195-040	7.19	1	0.2	M
6	195-060	9.54	1	0.3	M
8	195-080	11.65	1	0.3	M

Nitrile gaskets available for oil resistance; call HARCO for prices and availability.