

HARCO DUCTILE IRON SEWER FITTINGS

DESIGN DATA

Applicable Standards

Ductile Iron: ASTM A536, 65-45-12, 80-55-06

Gaskets: SBR Rubber: ASTM F477, Standard
 Nitrile Rubber: ASTM F477
 EPDM Rubber: ASTM F477

Joints: Sewer, IPS, DIOD: ASTM D3212
 Joints: Sewer, IPS, DIOD: ASTM D3139 Pressure Rating: 200 psi
 DIOD: AWWA C153 Pressure Class: 350

Wall Thickness: AWWA C153 Pressure Class: 350

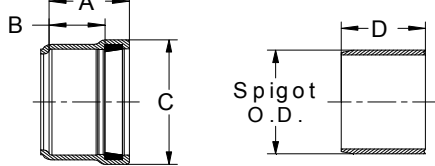
Bells Depths: ASTM F1336

Coatings: Bituminous: AWWA C153, Standard
 Cement Lining: AWWA C153
 Coal Tar Epoxy: AWWA C210
 Fusion Bond Epoxy: AWWA C116
 Protecto 401

Installation: ASTM D2321

BELL & SPIGOT SEWER SPECIFICATION

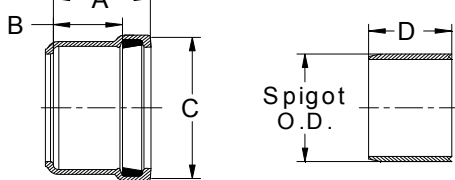
FITS PVC SEWER PIPE MADE TO ASTM-D3034



SIZE	A	B	C	D	Spigot O.D.
4	3.0	1.9	5.5	3.0	4.2
6	3.6	2.5	7.6	3.8	6.3
8	4.1	3.0	9.7		8.4

BELL & SPIGOT IPS SPECIFICATION

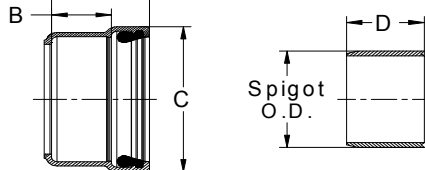
FITS IPS PVC PRESSURE AND PVC DWV PIPE



SIZE	A	B	C	D	Spigot O.D.
4	3.9	2.8	5.8	5.1	4.5
6	4.4	3.1	8.1		6.6
8	5.0	3.5	10.3		8.6

BELL & SPIGOT DIOD SPECIFICATION

FITS C900 PVC PIPE & DUCTILE IRON PIPE



Gasket is Tyton.

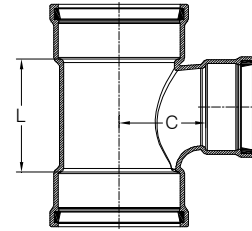
SIZE	A	B	C	D	Spigot O.D.
4	3.9	2.1	6.3	5.0	4.8
6	4.8	3.1	8.5	5.9	6.9
8	5.6	3.4	10.7		9.0

NOTES:

- All lay lengths & weights are approximate and are subject to change without notice.

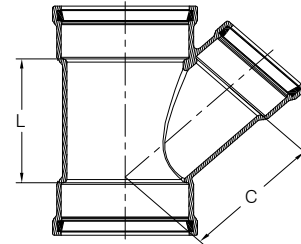
CALL FOR OTHER SIZES, CONFIGURATIONS, LININGS & COATINGS AND GASKET MATERIALS.

TEE WYE SEWER x SEWER GxGxG



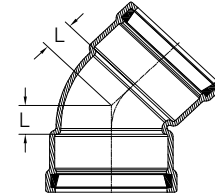
SIZE	PART No.	C	L	WT. (approx.)
6x4	280522-0604	4.6	6.2	28.0
8x4	280522-0804	5.7	6.2	41.0
8x6	280522-0806	6.1	8.5	48.3

WYE SEWER x SEWER GxGxG



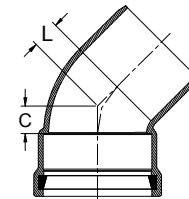
SIZE	PART No.	C	L	WT. (approx.)
4x4	280122-0404	5.5	6.8	20.5
6x4	280122-0604	7.1	6.7	29.7
6x6	280122-0606	8.1	9.7	39.1
8x4	280122-0804	8.4	7.0	42.4
8x6	280122-0806	9.9	9.6	53.4

45° BEND SEWER x SEWER GxG



SIZE	PART No.	L	WT. (approx.)
4	282222-040	1.3	10.6
6	282222-060	1.8	19.3

45° BEND SEWER x SEWER GxS



SIZE	PART No.	C	L	WT. (approx.)
4	282322-040	1.0	1.2	8.6
6	282322-060	1.6	1.6	17.3

Suggested Specification

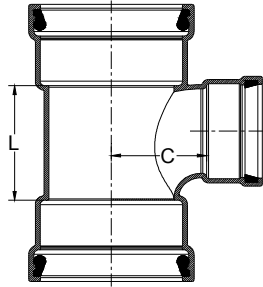
Ductile Iron Sewer Fittings shall be deep bell, gasketed joint, and air test rated. Gasket grooves shall be machined. Material shall be ductile iron to ASTM A536, Grade 65-45-12 or 80-55-06. Bell depths shall meet the minimum socket depth requirements of ASTM D3034 and ASTM F1336. Wall thickness shall meet the requirements of AWWA C153. Gaskets shall have a minimum cross sectional area of .20 sq. in. and conform to ASTM F477.



THE HARRINGTON CORPORATION

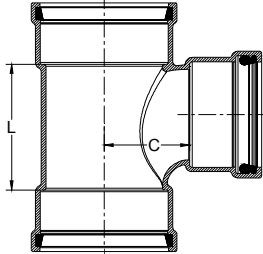
P.O. BOX 10335 • LYNCHBURG VIRGINIA 24506 • PLANT 3721 COHEN PLACE • LYNCHBURG VIRGINIA 24501
 PHONE: (434) 845-7094 • FAX: (434) 845-8562 • E-MAIL: sales@harcofittings.com

TEE WYE DIOD x SEWER GxGxG



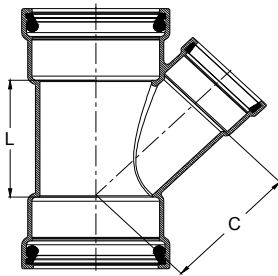
SIZE	PART No.	C	L	WT. (approx.)
8x6	280532-0806	6.1	7.9	58.0

TEE WYE SEWER x DIOD GxGxG



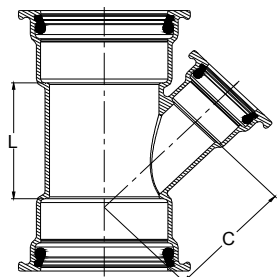
SIZE	PART No.	C	L	WT. (approx.)
8x4	280523-0804	5.7	6.5	43.1
8x6	280523-0806	5.7	8.4	51.8

WYE DIOD x SEWER GxGxG



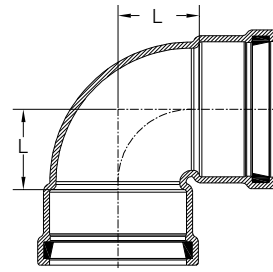
SIZE	PART No.	C	L	WT. (approx.)
8x6	280132-0806	10.1	9.1	64.3

WYE DIOD x DIOD GxGxG



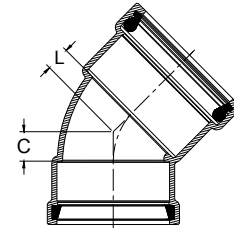
SIZE	PART No.	C	L	WT. (approx.)
8x4	280133-0804	9.3	8.9	64.5
8x6	280133-0806	9.5	11.7	75.7

90° BEND SEWER x SEWER GxG



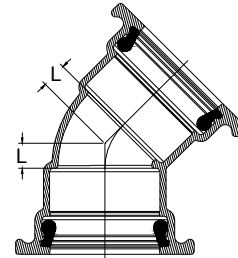
SIZE	PART No.	L	WT. (approx.)
4	282022-040	2.8	12.4
6	282022-060	3.8	23.1

45° BEND SEWER x DIOD GxG



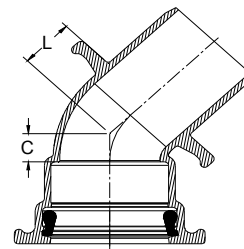
SIZE	PART No.	C	L	WT. (approx.)
6	28-221-0606	1.7	1.4	22.7

45° BEND DIOD x DIOD GxG



SIZE	PART No.	L	WT. (approx.)
4	282233-040	1.1	16.0
6	282233-060	1.6	26.9

45° BEND DIOD x DIOD GxS



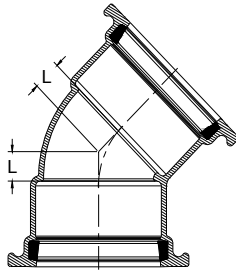
SIZE	PART No.	C	L	WT. (approx.)
4	282333-040	1.3	2.3	15.2
6	282333-060	2.1	2.7	26.6



THE HARRINGTON CORPORATION

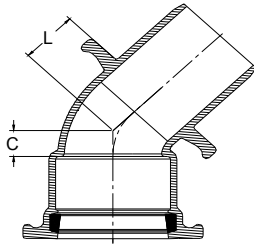
P.O. BOX 10335 • LYNCHBURG VIRGINIA 24506 • PLANT 3721 COHEN PLACE • LYNCHBURG VIRGINIA 24501
 PHONE: (434) 845-7094 • FAX: (434) 845-8562 • E-MAIL: sales@harcofittings.com

45° BEND DWV x DWV GxG



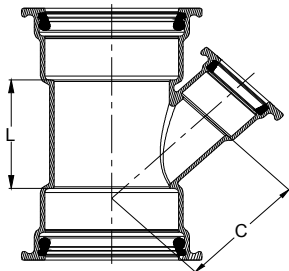
SIZE	PART No.	L	WT. (approx.)
4	80422	1.1	13.3
6	80622	1.5	22.7

45° BEND DWV x DWV GxS



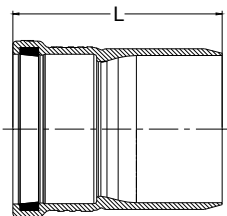
SIZE	PART No.	C	L	WT. (approx.)
4	282311-040	1.2	2.5	14.0

WYE DIOD x DWV GxGxG



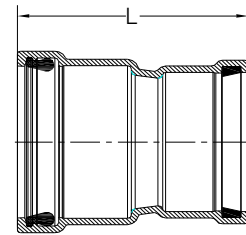
SIZE	PART No.	C	L	WT. (approx.)
8x4	280131-0804	9.1	8.5	62.1

SEWER x DIOD GxS



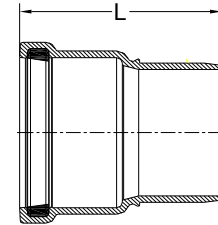
SIZE	PART No.	L	WT. (approx.)
8	2834-080	10.5	26.2
10	2834-100	11.5	39.2
12	2834-120	12.3	54.2

DIOD x SEWER ADAPTER GxG



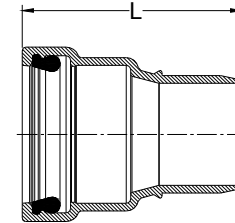
SIZE	PART No.	L	WT. (approx.)
6	2837-060	9.7	20.0
8	2837-080	11.0	31.5
10	2837-100	12.1	51.1
12	2837-120	12.9	67.3

DWV x SEWER ADAPTER GxS



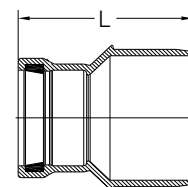
SIZE	PART No.	L	WT. (approx.)
4	2835-040	7.3	8.6
6	2835-060	8.6	15.3

DIOD x SEWER ADAPTER GxS



SIZE	PART No.	L	WT. (approx.)
4	2836-040	7.9	10.2
6	2836-060	9.0	17.1

CONCENTRIC INCREASER GxS



SIZE	PART No.	L	WT. (approx.)
4x6	2816-0406	7.6	10.8



THE HARRINGTON CORPORATION

P.O. BOX 10335 • LYNCHBURG VIRGINIA 24506 • PLANT 3721 COHEN PLACE • LYNCHBURG VIRGINIA 24501
 PHONE: (434) 845-7094 • FAX: (434) 845-8562 • E-MAIL: sales@harcofittings.com