


DUCTILE IRON TRANSITION ADAPTERS

For ASTM D3034 to DI-OD



FEATURES

- Deep push joint gasketed bells
- Ductile Iron body
- Machined gasket grooves
- Tapered flow way
- Variety of coatings available

BENEFITS

- Easy to install
- Reliable air testing
- No bolts or nuts
- High strength & rigidity
- Reduced “pull out” risk
- Will not obstruct flow or inspection

SIZES

4” to 12” depending on configuration

CONFIGURATIONS

DI x Sewer

- Gasket x Gasket
- Gasket x Spigot
- Spigot x Gasket

What Do You Use To Transition Pipes Between Manholes in Gravity Sewer Lines?

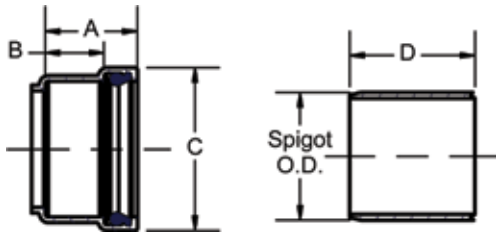
If you don't allow for transitions of pipe to be made between gravity sewer manholes it is probably due to not having a reliable product. Harco now offers a rigid ductile iron coupling that makes a smooth transition and passes air tests. No more Rubber Couplings that could shear. No more MJ Sleeves that allow gaps between the pipe ends which can catch inspection cameras and debris. Harco Ductile Iron Transition couplings allow for lower material costs by not having to run manhole to manhole with ductile iron pipe. Installation is able to move faster from installing PVC Pipe instead of heavy ductile iron pipe.



DUCTILE IRON SEWER ADAPTERS

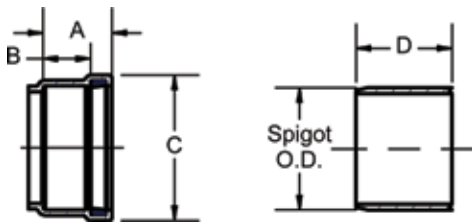
For ASTM 3034 to DI-OD

BELL & SPIGOT DIOD SPECIFICATION



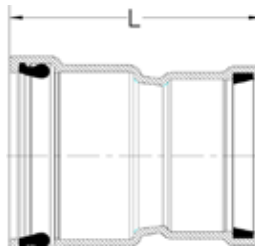
SIZE	A	B	C	D	SPIGOT OD
4	3.9	2.1	6.3	-	4.8
6	4.8	3.1	8.5	-	6.9
8	5.6	3.4	10.7	5.8	9.0
10	5.8	3.5	13.1	6.0	11.1
12	6.1	3.7	15.2	6.3	13.2

BELL & SPIGOT SEWER SPECIFICATION



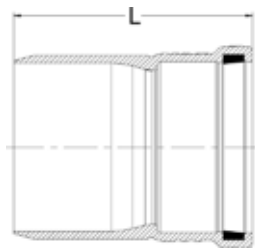
SIZE	A	B	C	D	SPIGOT OD
4	3.0	1.9	5.5	-	4.8
6	3.6	2.5	7.6	-	6.3
8	4.1	3.0	9.7	-	8.4
10	4.8	3.3	12.0	-	10.5
12	5.3	3.7	14.1	-	12.5

DI-OD GASKET x 3034 GASKET



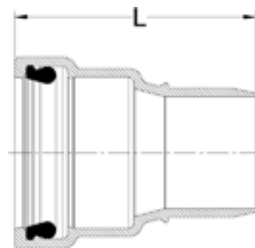
SIZE	PART #	L	WT. (APPROX.)
6	2837-060	9.7	20.0
8	2837-080	11.0	31.5
10	2837-100	12.1	51.1
12	2837-120	12.9	67.3

DI-OD SPIGOT x 3034 GASKET



SIZE	PART #	L	WT. (APPROX.)
8	2834-080	10.5	26.2
10	2834-100	11.5	39.2
12	2834-120	12.3	54.2

DI-OD GASKET x 3034 SPIGOT



SIZE	PART #	L	WT. (APPROX.)
4	2836-040		11
6	2836-060		18

MATERIALS OF CONSTRUCTION

- **Body:** Ductile Iron (ASTM A536)
- **Gaskets:** SBR Rubber (ASTM F477)

COATINGS AVAILABLE

- Bituminus (AWWA C153)
- Fusion Bond Epoxy (AWWA C116)
- Coat Tar Epoxy (AWWA C210)
- Protecto 401
- Others on request

SUGGESTED SPECIFICATION

Transition Couplings used to join Ductile Iron or C900 Pipe and D3034 PVC sewer pipe shall be Ductile Iron, deep bell, push on joint, and air test rated. Ductile Iron material shall comply with ASTM A536, Grade 65-45-12 or 80-55-06. Bell depths shall meet the minimum socket depth requirements of ASTM F1336. Gasket grooves shall be machined. Gaskets shall be of SBR rubber and comply with ASTM F477. No transition gaskets are permitted. All couplings shall have pipe stops and a flow way tapered to allow a smooth transition between the pipes. Fittings shall be manufactured by the Harrington Corporation of Lynchburg, VA.



THE HARRINGTON CORPORATION
P.O. Box 10335 ♦ Lynchburg, VA 24506-0335
Phone: (434) 845-7094 Fax: (434) 845-8562

sales@harcofittings.com
www.harcofittings.com