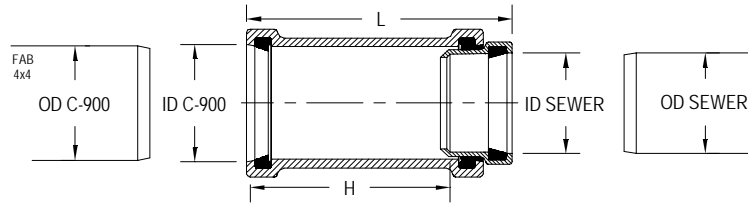
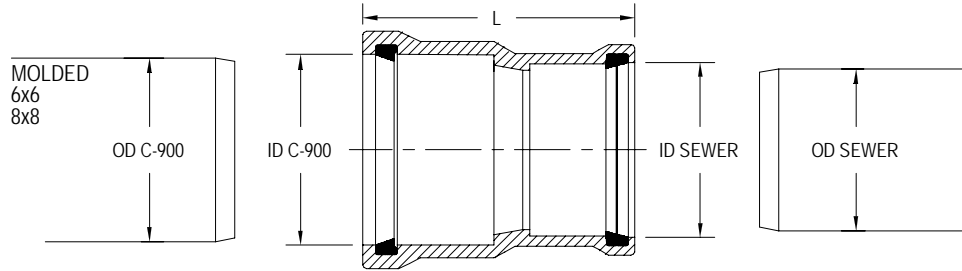


C-900 x SDR-35 BxB Adapters



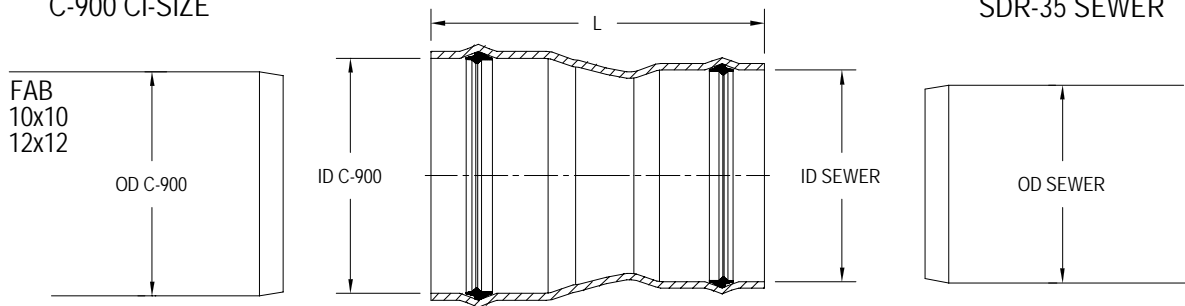
C-900 CI-SIZE

SDR-35 SEWER



C-900 CI-SIZE

SDR-35 SEWER



| SIZE | PRODUCT NO. | OD C900 | OD SEWER | ID C900 | ID SEWER | L | H | CTN QTY. | CTN WT. | STYLE |
|-------|-------------|---------|----------|---------|----------|-------|-----|----------|---------|--------|
| 4x4 | 337-040 | 4.80 | 4.215 | 4.86 | 4.25 | 10.00 | 7.4 | 12 | 48 | FAB |
| 6x6 | 337-060 | 6.90 | 6.275 | 6.96 | 6.32 | 9.94 | | 6 | 48 | MOLDED |
| 8x8 | 337-080 | 9.05 | 8.400 | 9.13 | 8.45 | 10.73 | | 2 | 30 | MOLDED |
| 10x10 | 337-100 | 11.10 | 10.500 | 11.06 | 10.43 | 18.37 | | 1 | 12 | FAB |
| 12x12 | 337-120 | 13.20 | 12.500 | 13.18 | 12.48 | 19.37 | | 1 | 18 | FAB |

Note: Reducing sizes may be created by adding bell by spigot increasers on either end.

LISTING SPECIFICATIONS:

MATERIAL: ASTM D1784
 GASKET JOINT: ASTM D3139
 GASKET: ASTM F477
 CLASS 150
 WALL THICKNESS: SDR 18
 * ALL DIMENSIONS IN INCHES

| | | | | |
|---------------------------------------|-----------------------|---------------|----------------------------|---|
| Rev: <b style="font-size: 2em;">A | DWG. DATE: 2/26/96 | REL. DATE: | DRAWING NUMBER 04030031 | THE HARRINGTON CORP LYNCHBURG, VIRGINIA |
| | DRAWN BY: SBR | SCALE NONE | | |
| Effective Date: 2/26/96 | MATERIAL n/a | | | C-900 x SDR-35 BxB |