

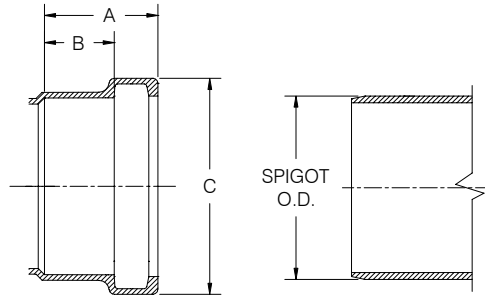
HARCO SDR-26 PVC GASKETED SEWER FITTINGS

DESIGN DATA

Applicable Standards

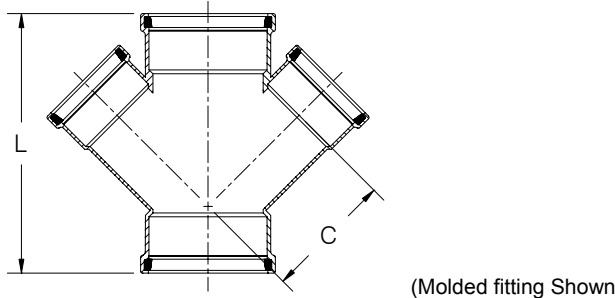
Fittings:	ASTM D-3034, F-1336
Materials:	ASTM D-1784
Joints:	ASTM D-3212
Gaskets:	ASTM F-477
Wall Thickness:	SDR-26
Installation:	ASTM D-2321

BELL SPECIFICATION



SIZE	STYLE	A	B	C	Spigot O.D.
4	Molded	2.72	1.8	5.18	4.215
6	Molded	3.47	2.5	7.37	6.275
8	Molded	4.02	3.0	9.62	8.40
10	Fab/Molded	7.5	4.8	10.6/10.8	10.50
12	Fab/Molded	7.5	4.8	12.6/14.0	12.50
15	Fab	7.5	4.8	17.1	15.3

DOUBLE WYE GxGxG



SIZE	PART No.	STYLE	C	L	WT. (approx.)
4X4	504-0404	Fab	5.2	11.8	3.0
6X4	504-0604	Molded	7.1	16.0	5.6
6X6	504-0606	Molded	7.8	17.0	9.3
8X4	504-0804	Fab	8.0	15.0	9.0
8X6	504-0806	Fab	9.2	18.5	12.0

CALL FOR OTHER SIZES, CONFIGURATIONS & GASKET MATERIALS.

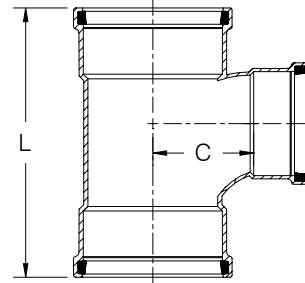
NOTES:

- All lay lengths & weights are approximate and are subject to change without notice.
- Fabricated fitting configurations may vary.

CAUTION: Vertical risers are not recommended.

Vertical risers are subject to problems without special consideration of soil/pipe interaction, dead & live loads, and installation procedures.

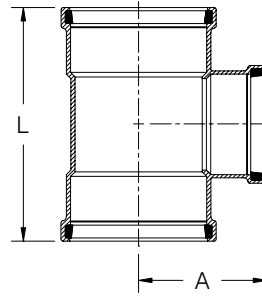
TEE- WYE GxGxG



(Molded fitting Shown)

SIZE	PART No.	STYLE	C	L	WT. (approx.)
4X4	505-0404	Fab	4.0	21.1	2.4
6X4	505-0604	Fab	5.2	21.6	2.6
6X6	505-0606	Fab	5.2	23.7	6.0
8X4	505-0804	Molded	5.5	16.6	9.9
8X6	505-0806	Molded	6.1	16.6	10.7
8X8	505-0808	Fab	15.0	23.6	17.0
10X4	505-1004	Molded	13.8	26.0	20.0
10X6	505-1006	Molded	14.2	29.0	20.0
12X4	505-1204	Molded	14.7	27.0	28.0
12X6	505-1206	Molded	15.2	30.0	34.0
15X4	505-1504	Fab	16.1	29.0	40.0
15X6	505-1506	Fab	16.5	32.0	42.0

TEE GxGxG



(Molded fitting Shown)

SIZE	PART No.	STYLE	A	L	WT. (approx.)
4X4	512-0404	Fab	7.0	13.3	3.0
6X4	512-0604	Fab	8.0	14.0	5.0
6X6	512-0606	Fab	9.5	18.3	7.0
8X4	512-0804	Fab	10.5	19.3	10.0
8X6	512-0806	Molded	10.5	22.3	10.0
8X8	512-0808	Fab	12.7	25.5	14.0
10X4	512-1004	Fab	12.7	23.5	18.0
10X6	512-1006	Fab	13.2	25.5	20.0
10X8	512-1008	Fab	13.7	27.5	23.0
10X10	512-1010	Fab	15.2	29.5	29.0
12X4	512-1204	Fab	13.6	24.5	27.0
12X6	512-1206	Fab	14.1	26.5	28.0
12X8	512-1208	Fab	14.6	28.5	32.0
12X10	512-1210	Fab	16.1	30.5	38.0
12X12	512-1212	Fab	16.6	32.5	43.0
15X4	512-1504	Fab	15.0	26.5	38.0
15X6	512-1506	Fab	15.8	28.5	37.0
15X8	512-1508	Fab	16.0	30.5	46.0
15X10	512-1510	Fab	17.5	32.5	51.0
15X12	512-1512	Fab	18.0	34.5	57.0
15X15	512-1515	Fab	19.0	37.5	77.0

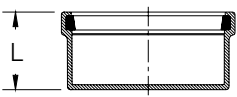


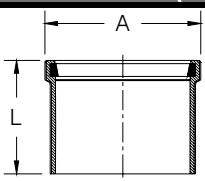
THE HARRINGTON CORPORATION

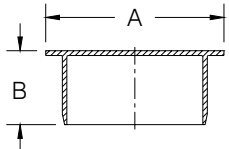
P.O. BOX 10335 • LYNCHBURG VIRGINIA 24506 • PLANT 3721 COHEN PLACE • LYNCHBURG VIRGINIA 24501
 PHONE: (434) 845-7094 • FAX: (434) 845-8562 • E-MAIL: sales@harcofittings.com

HARCO SDR-26 PVC GASKETED SEWER FITTINGS

DESIGN DATA

CAP				
 (Molded fitting Shown)				
SIZE	PART No.	STYLE	L	WT. (approx.)
4	549-040	Molded	2.7	1.2
6	549-060	Molded	3.5	2.5
8	549-080	Fab	4.0	6.0
10	549-100	Fab	10.5	11.0
12	549-120	Fab	12.0	18.0
15	549-150	Fab	14.0	27.0

MANHOLE ADAPTERS (SINGLE BELL)					
 (Molded fitting Shown)					
SIZE	PART No.	STYLE	A	L	WT. (approx.)
4	558-040	Fab	5.2	4.3	0.7
6	558-060	Fab	7.4	6.0	1.6
8	558-080	Fab	9.6	7.0	3.4
10	558-010	Fab	12.3	6.3	6.2
12	558-012	Fab	14.5	6.8	9.2
15	558-015	Fab	17.5	7.3	15.9

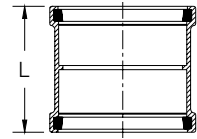
PERMANENT PLUG					
 (Molded fitting Shown)					
SIZE	PART No.	STYLE	A	B	WT. (approx.)
4	544-040	Molded	4.5	2.8	0.2
6	544-060	Molded	6.7	3.7	2.5
8	544-080	Molded	8.9	4.3	2.3
10	544-100	Fab	11.1	6.0	9.0
12	544-120	Fab	13.2	7.0	15.0
15	544-150	Fab	16.2	9.0	25.0

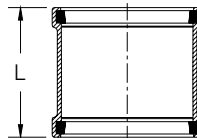
NOTES:

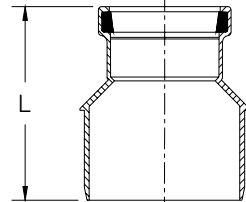
- All lay lengths & weights are approximate and are subject to change without notice.
- Fabricated fitting configurations may vary.

CAUTION: Vertical risers are not recommended.

Vertical risers are subject to problems without special consideration of soil/pipe interaction, dead & live loads, and installation procedures.

LINE COUPLING (w/ Stop)				
 (Molded fitting Shown)				
SIZE	PART No.	STYLE	L	WT. (approx.)
4	508-040	Molded	8.5	1.1
6	508-060	Molded	7.1	3.0
8	508-080	Molded	8.3	4.4
10	508-100	Fab	17.0	13.0
12	508-120	Fab	17.5	20.0
15	508-150	Fab	19.5	33.0

REPAIR COUPLING (Sleeve)				
 (Molded fitting Shown)				
SIZE	PART No.	STYLE	L	WT. (approx.)
4	509-040	Molded	8.5	1.1
6	509-060	Molded	6.7	2.0
8	509-080	Molded	8.3	5.3
10	509-100	Fab	12.5	9.0
12	509-120	Fab	13.5	14.0
15	509-150	Fab	14.5	22.0

INCREASER GxS				
 (Molded fitting Shown)				
SIZE	PART No.	STYLE	L	WT. (approx.)
4x6	516-0406	Molded	11.8	3.0
4x8	516-0408	Fab	12.0	2.7
4x10	516-0410	Fab	18.5	11.0
4x12	516-0412	Fab	18.5	16.0
4x15	516-0415	Fab	19.3	26.0
6x8	516-0608	Fab	13.0	2.6
6x10	516-0610	Fab	19.0	12.0
6x12	516-0612	Fab	19.0	16.0
6x15	516-0615	Fab	19.8	26.0
8x10	516-0810	Fab	20.5	12.0
8x12	516-0812	Fab	19.5	18.0
8x15	516-0815	Fab	20.3	28.0
10x12	516-1012	Fab	22.0	18.0
10x15	516-1015	Fab	21.8	29.0
12x15	516-1215	Fab	24.5	31.0

CALL FOR OTHER SIZES, CONFIGURATIONS & GASKET MATERIALS.



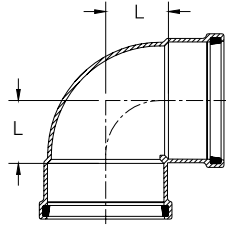
THE HARRINGTON CORPORATION

P.O. BOX 10335 • LYNCHBURG VIRGINIA 24506 • PLANT 3721 COHEN PLACE • LYNCHBURG VIRGINIA 24501
 PHONE: (434) 845-7094 • FAX: (434) 845-8562 • E-MAIL: sales@harcofittings.com

HARCO SDR-26 PVC GASKETED SEWER FITTINGS

DESIGN DATA

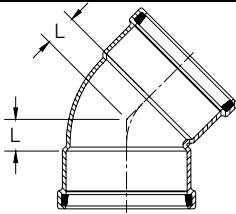
90° Bend GxG



(Molded fitting Shown)

SIZE	PART No.	STYLE	L	WT. (approx.)
4	518-040	Fab	6.5	3.5
6	518-060	Molded	3.7	4.2
8	518-080	Molded	8.0	12.0
10	518-100	Fab	9.0	21.0
12	518-120	Fab	11.5	40.0
15	518-150	Fab	12.5	73.0

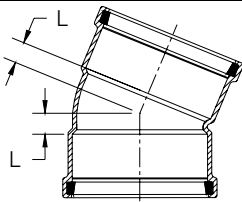
45° Bend GxG



(Molded fitting Shown)

SIZE	PART No.	STYLE	L	WT. (approx.)
4	522-040	Molded	1.2	1.5
6	522-060	Molded	1.6	2.8
8	522-080	Molded	3.0	8.0
10	522-100	Fab	3.3	16.0
12	522-120	Fab	5.5	30.0
15	522-150	Fab	5.5	48.0

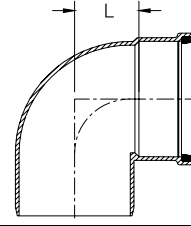
22.5° Bend GxG



(Molded fitting Shown)

SIZE	PART No.	STYLE	L	WT. (approx.)
4	524-040	Molded	0.8	1.3
6	524-060	Molded	1.2	3.2
8	524-080	Fab	1.0	8.0
10	524-100	Fab	2.0	16.0
12	524-120	Fab	2.5	25.0
15	524-150	Fab	4.8	51.0

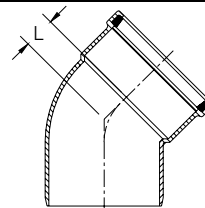
90° Bend GxS



(Molded fitting Shown)

SIZE	PART No.	STYLE	L	WT. (approx.)
4	519-040	Fab	6.5	3.0
6	519-060	Molded	3.7	3.6
8	519-080	Molded	8.0	12.0
10	519-100	Fab	9.0	19.0
12	519-120	Fab	11.5	38.0
15	519-150	Fab	12.5	66.0

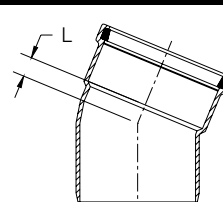
45° Bend GxS



(Molded fitting Shown)

SIZE	PART No.	STYLE	L	WT. (approx.)
4	523-040	Molded	1.2	1.1
6	523-060	Molded	1.6	2.9
8	523-080	Molded	3.0	8.0
10	523-100	Fab	3.3	15.0
12	523-120	Fab	5.5	28.0
15	523-150	Fab	5.5	48.0

22.5° Bend GxS



(Molded fitting Shown)

SIZE	PART No.	STYLE	L	WT. (approx.)
4	525-040	Molded	0.8	1.0
6	525-060	Molded	1.2	2.7
8	525-080	Fab	1.0	8.0
10	525-100	Fab	2.0	15.0
12	525-120	Fab	2.5	30.0
15	525-150	Fab	4.8	33.0

NOTES:

- All lay lengths & weights are approximate and are subject to change without notice.
- Fabricated fitting configurations may vary.

CAUTION: Vertical risers are not recommended.

Vertical risers are subject to problems without special consideration of soil/pipe interaction, dead & live loads, and installation procedures.

CALL FOR OTHER SIZES, CONFIGURATIONS & GASKET MATERIALS.

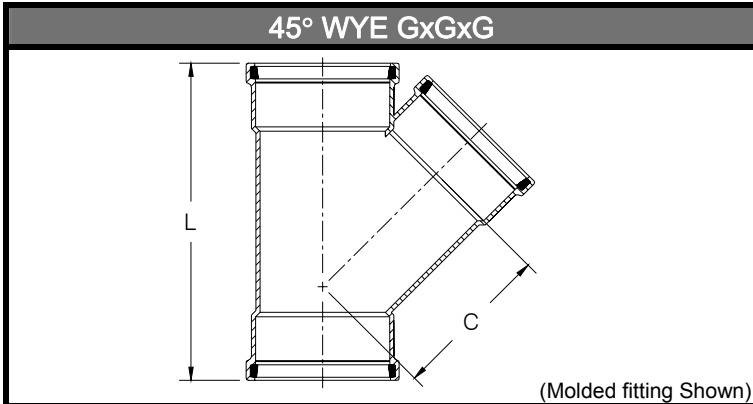


THE HARRINGTON CORPORATION

P.O. BOX 10335 • LYNCHBURG VIRGINIA 24506 • PLANT 3721 COHEN PLACE • LYNCHBURG VIRGINIA 24501
 PHONE: (434) 845-7094 • FAX: (434) 845-8562 • E-MAIL: sales@harcofittings.com

HARCO SDR-26 PVC GASKETED SEWER FITTINGS

DESIGN DATA



SIZE	PART No.	STYLE	C	L	WT. (approx.)
4X4	501-0404	Molded	5.1	11.8	2.5
6X4	501-0604	Molded	7.1	16.0	4.9
6X6	501-0606	Molded	7.6	16.0	7.0
8X4	501-0804	Molded	8.0	15.0	10.3
8X6	501-0806	Molded	9.3	18.5	11.4
8X8	501-0808	Fab	18.9	29.5	18.0
10X4	501-1004	Molded	17.0	26.0	19.0
10X6	501-1006	Molded	18.3	29.0	21.0
10X8	501-1008	Fab	20.3	31.5	26.0
10X10	501-1010	Fab	22.5	35.5	33.0
12X4	501-1204	Molded	18.3	27.0	27.0
12X6	501-1206	Molded	19.6	30.0	31.0
12X8	501-1208	Fab	21.6	32.5	30.0
12X10	501-1210	Fab	22.8	36.5	45.0
12X12	501-1212	Fab	25.6	39.5	58.0
15X4	501-1504	Fab	20.2	29.0	42.0
15X6	501-1506	Fab	21.5	32.0	45.0
15X8	501-1508	Fab	23.5	34.5	53.0
15X10	501-1510	Fab	25.7	38.5	64.0
15X12	501-1512	Fab	27.5	41.5	76.0
15X15	501-1515	Fab	30.2	46.0	88.0

CALL FOR OTHER SIZES, CONFIGURATIONS & GASKET MATERIALS.

NOTES:

- All lay lengths & weights are approximate and are subject to change without notice.
- Fabricated fitting configurations may vary.

CAUTION: Vertical risers are not recommended.

Vertical risers are subject to problems without special consideration of soil/pipe interaction, dead & live loads, and installation procedures.



THE HARRINGTON CORPORATION

P.O. BOX 10335 • LYNCHBURG VIRGINIA 24506 • PLANT 3721 COHEN PLACE • LYNCHBURG VIRGINIA 24501
 PHONE: (434) 845-7094 • FAX: (434) 845-8562 • E-MAIL: sales@harcofittings.com